

INTERMEDIATE FIGURES:

COMPULSORY FIGURES:

101 Ballet Leg, Single	1.6
301 Barracuda	1.9

SELECTION GROUPS:

Group 1

359 Front Ariana	2.2
318 Kip Bent Knee	1.8

Group 2

344 Neptunus	1.7
406 Swordfish Straight Leg	2.0

Group 3

348 Tower	1.9
226 Swan	2.1

101. Ballet Leg, Single

Difficulty 1.6

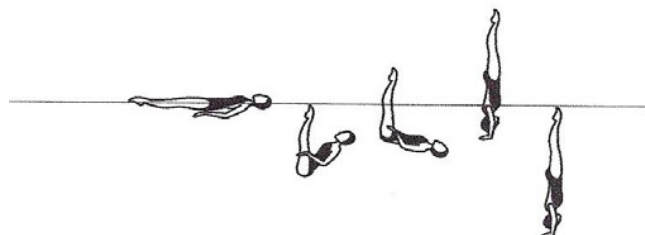
From a **Back Layout Position**, with one leg remaining extended at the surface, the toe of the other leg is drawn along the inside of the extended leg until the thigh is vertical, to assume a **Bent Knee Back Layout Position**. The knee is straightened, without movement of the thigh, to assume a **Ballet Leg Position**. The ballet leg is bent, without movement of the thigh, to a **Bent Knee Back Layout Position**. The toe moves along the inside of the extended leg until a **Back Layout Position** is assumed.



301. Barracuda

Difficulty 1.8

From a **Back Layout Position**, the legs are raised to the vertical as the body is submerged to a **Back Pike Position** with the toes just under the surface. From that position with the legs remaining perpendicular to the surface, a vertical upward *Thrust* of the legs and hips is rapidly executed as the body unrolls to assume a **Vertical Position**. Maximum height is desirable. Maintaining the **Vertical Position**, the body descends along its longitudinal axis, at the same tempo as the *Thrust*, until the toes are submerged.



359 Front Ariana

Difficulty 2.2

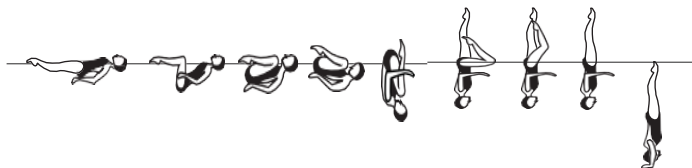
From a **Front Layout Position**, as the trunk moves downward to assume a **Surface Front Pike Position**, the buttocks, legs and feet travel along the surface until the hips occupy the position of the head at the beginning of this action. With the head and shoulders remaining vertically aligned with the hips, one leg is lifted in a 180° arc over the surface to a **Split Position**. From a **Split Position** an *Ariana rotation* is performed by maintaining the relative position of the legs to the surface of the water as the hips rotate 180°. The hips remain stationary as the front leg is lifted in a 180° arc over the surface to meet the opposite leg in a **Surface Arch Position**. With continuous foot first movement, the hips, chest and face surface sequentially at the same point, assuming a **Back Layout Position** as the head occupies the position of the hips at the beginning of this action.



318. Kip, Bent Knee

Difficulty 1.8

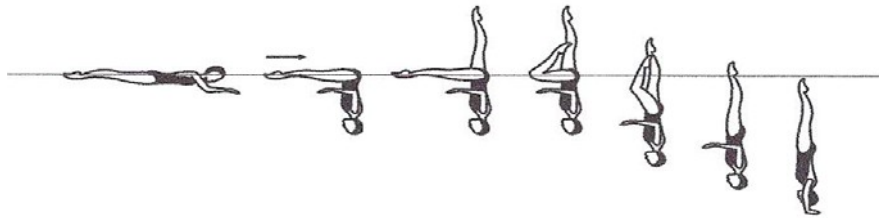
From a **Back Layout Position**, a Kipnus (316) is executed to the **Bent Knee Vertical Position**. Without movement of the vertical leg or trunk, the toe of the bent leg slides along the inside of the vertical leg to assume a **Vertical Position**. Maintaining the **Vertical Position**, the body descends along its longitudinal axis until the toes are submerged.



344. Neptunus

Difficulty 1.7

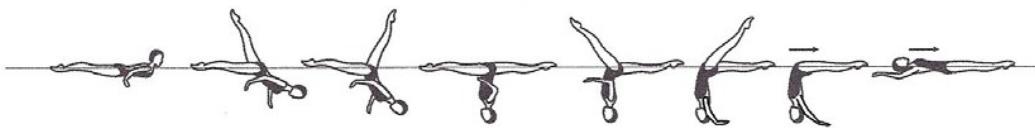
From a **Front Layout Position**, as the trunk moves downward to assume a **Surface Front Pike Position**, the buttocks, legs and feet travel along the surface until the hips occupy the position of the head at the beginning of this action. Without movement of the trunk, and with minimal change in water level, one leg is lifted to a **Fishtail Position**. The horizontal leg is bent to assume a **Bent Knee Vertical Position**. Maintaining the **Vertical Position**, the body descends along its longitudinal axis while the toe of the bent leg slides along the inside of the vertical leg as the knee is extended to meet the vertical leg as the ankles submerge, continuing the descent until the toes are submerged.



406. Swordfish, Straight Leg

Difficulty 2.0

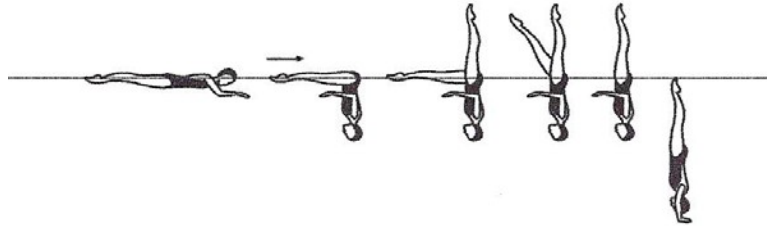
From a **Front Layout Position**, the back arches as one leg is lifted in a 180° arc over the surface to a **Split Position**. The hips remain stationary as the front leg is lifted in a 180° arc over the surface to meet the opposite leg in a **Surface Arch Position**. With continuous foot first movement, the hips, chest and face surface sequentially at the same point, assuming a **Back Layout Position** as the head occupies the position of the hips at the beginning of this action.



348. **Tower**

Difficulty 1.9

From a **Front Layout Position**, as the trunk moves downward to assume a **Surface Front Pike Position**, the buttocks, legs and feet travel along the surface until the hips occupy the position of the head at the beginning of this action. Without movement of the trunk, and with minimal change in water level, one leg is lifted to a **Fishtail Position**. Without movement of the vertical leg or trunk, the horizontal leg is lifted to meet the vertical leg to assume a **Vertical Position**. Maintaining the **Vertical Position**, the body descends along its longitudinal axis until the toes are submerged.

226. **Swan**

Difficulty 2.1

From a **Back Layout Position**, a Nova (435) is executed to the **Bent Knee Surface Arch Position**. Without movement of the trunk, and with minimal change in water level, the knee is straightened without movement of the thigh to assume a **Knight Position**. Maintaining the legs in their positions, the trunk rotates 180° to assume a **Fishtail Position**. The hips remain stationary as the vertical leg is lowered to meet the opposite leg in a **Surface Front Pike Position**. With continuous movement, the feet and hips move along the surface until the body straightens to a **Front Layout Position** as the head surfaces at the position occupied by the hips at the beginning of this action.

