

## APPENDIX I

### YOUTH FIGURES 2022-2025

#### 13-15 FIGURES

Group & Figure #	Figure Name	DD
<b>Section A</b>		
<b>Group 1</b>		
140g	Flamingo Bent Knee, Twist Spin	2.9
437	Cyclone, Open 180°	2.6
<b>Group 2</b>		
308h	Barracuda Airborne Split Spin Up 180°	2.9
407	Swordfish Straight Leg Ariana Rotation	2.6
<b>Section B</b>		
<b>Group 3</b>		
356f	Whip Continuous Spin 720°	3.0
441	Saturn	2.5
<b>Group 4</b>		
352	Venus	3.0
240i	Albatross Spin up 360°	2.5
<b>Section C</b>		
<b>Group 5</b>		
144	Rio Straight Leg	3.1
421	Walkover Back Closing 360°	2.4
<b>Group 6</b>		
440d	Ipanema Spinning 180°	3.1
311j	Kip Combined Spin	2.4

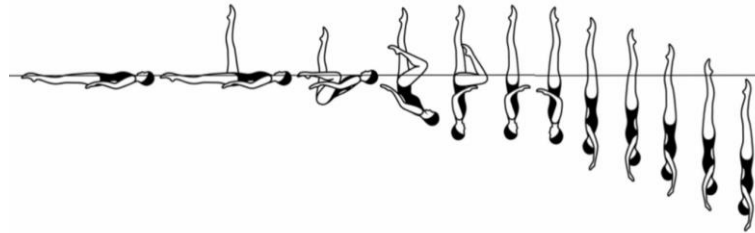
**DD values expression subject to adjustment by Fina \_MJB**

**Section A**  
**Group 1:**

**1 - 140g Flamingo Bent Knee, Twist Spin**

**DD 2.9**

A **Ballet Leg** is assumed. The shin of the horizontal leg is drawn along the surface of the water to assume a **Surface Flamingo Position**. With the ballet leg maintaining its vertical position the hips are lifted as the trunk unrolls while the bent leg moves to a **Bent Knee Vertical Position**. The bent leg is extended to a **Vertical Position**. A **Twist Spin** is executed.

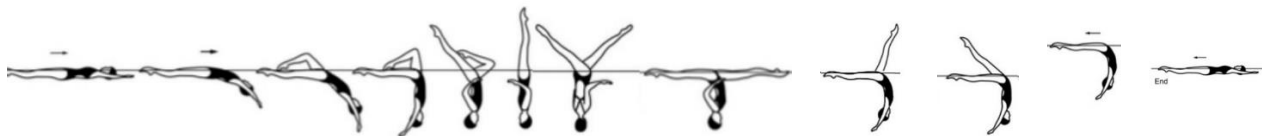


								<b>Total</b>
NVT=	10.5	11.0	7.5	20.0	16.5	48.0		113.5
PV =	0.93	0.97	0.66	1.76	1.45	4.23		10

**2 - 437 Cyclone, Open 180°**

**DD 2.6**

From a **Back Layout Position** a **Bent Knee Surface Arch Position** is assumed. The legs are simultaneously lifted to a **Vertical Position** as a **Twirl** is executed. Continuing in the same direction the legs are opened symmetrically to a **Split Position** as a 180° rotation is executed. A **Walkout Front** is executed.



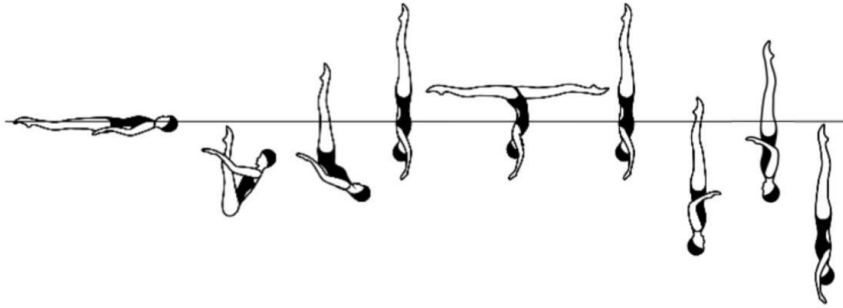
						<b>Total</b>
NVT=	17.5	29.0	20.0	23.0	7.0	96.5
PV =	1.81	3.01	2.07	2.38	0.73	10

**Section A**  
**Group 2:**

**1 - 308h Barracuda Airborne Split, Spin Up 180°**

**DD 2.9**

From a **Back Layout Position** the legs are raised to a vertical as the body is submerged to a **Back Pike Position** with the toes just under the surface of the water. All remaining movements are performed rapidly. A *Rocket Split* is executed. A *Vertical Descent* is executed and is completed as the ankles reach the surface of the water. A *Spin Up 180°* is executed. A *Vertical Descent* is executed.



									Total
NVT=	7.0	31.0	17.0	13.0	13.0	20.0	13.0	114	
PV =	0.61	2.72	1.49	1.14	1.14	1.75	1.14	10	

**2 - 407 Swordfish Straight Leg Ariana Rotation**

**DD 2.6**

From a **Front Layout Position** the back arches as one leg is lifted in a 180° arc over the surface of the water to a **Split Position**. Maintaining the relative position of the legs to the surface of the water an *Ariana Rotation* is performed. A *Walkout Front* is executed.



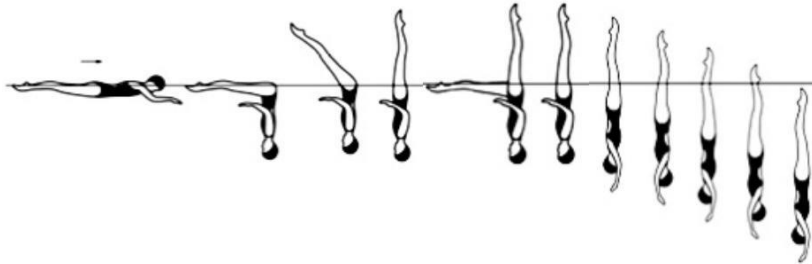
						Total
NVT=	48.0	17.0	23.0	7.0	95	
PV =	5.05	1.79	2.42	0.74	10	

**Section B**  
**Group 3:**

**1 - 356f Whip Continuous Spin 720°**

**DD 3.0**

From a **Front Layout Position** a *Front Pike Position* is assumed. The legs are lifted to a **Vertical Position**. All remaining movements are performed rapidly. One leg is lowered to a **Fishtail Position** and without a pause is lifted to a **Vertical Position**. Without a pause a *Continuous Spin 720°* is executed.




							Total
NVT=	6.0	33.0	22.5	20.5	34.0	0	116
PV =	0.52	2.84	1.94	1.77	2.93	0	10

**2 - 441 Saturn**

**DD 2.5**

From a **Back Layout Position** a *Surface Arch Position* is assumed. One leg is lifted to assume a **Knight Position**. Maintaining the vertical alignment the body rotates 180° to assume a **Fishtail Position**. Continuing in the same direction a *Twirl* is executed as the horizontal leg is lifted to a **Vertical Position**. A *Vertical Descent* is executed.



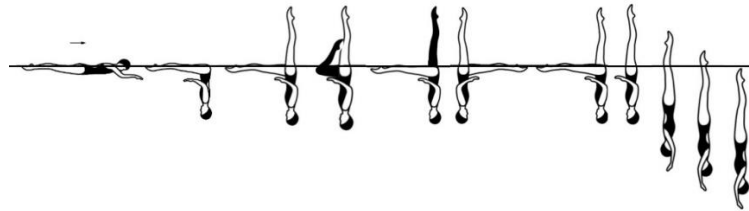
						Total
NVT=	12.0	23.5	14.0	23.5	14.0	87
PV =	1.38	2.70	1.61	2.70	1.61	10

**Section B**  
**Group 4:**

**1 - 352 Venus**

**DD 3.0**

From a **Front Layout Position** a *Front Pike Position* is assumed. All remaining movements are performed rapidly. One leg is lifted to a **Fishtail Position**. The horizontal leg is bent to assume a **Bent Knee Vertical Position**. The bent leg is extended to vertical as the vertical leg is lowered to become the horizontal leg in **Fishtail Position**. A rotation of 360° is executed in the **Fishtail Position**. The horizontal leg is lifted to a **Vertical Position**. A 360° *Spin* is executed.

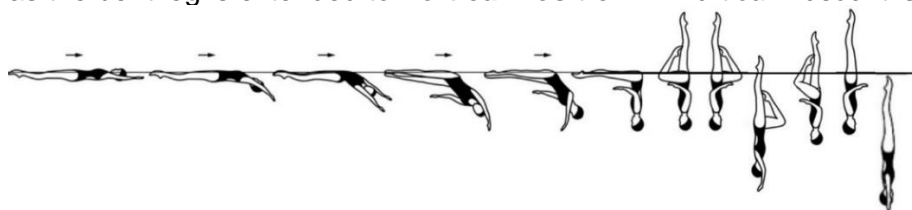


										<b>Total</b>
NVT=	6.0	12.5	12.5	18.5	24.0	20.5	23.0	0	0	117
PV =	0.51	1.07	1.07	1.58	2.05	1.75	1.97	0	0	10

**2 - 240i Albatross Spin Up 360°**

**DD 2.5**

From a **Back Layout Position** with the head leading, the head, hips and feet move along the surface of the water. The hips, legs and feet continue to move along the surface of the water as the body rolls onto the face and a *Front Pike Position* is assumed with the hips occupying the position of the head at the beginning of this action. The legs are lifted simultaneously to a **Bent Knee Vertical Position**. A *Half Twist* is executed. Maintaining a **Bent Knee Vertical Position**, a *Vertical Descent* is executed until the ankle of the extended leg reaches the surface of the water. A *Spin Up 360°* is executed as the bent leg is extended to **Vertical Position**. A *Vertical Descent* is executed.



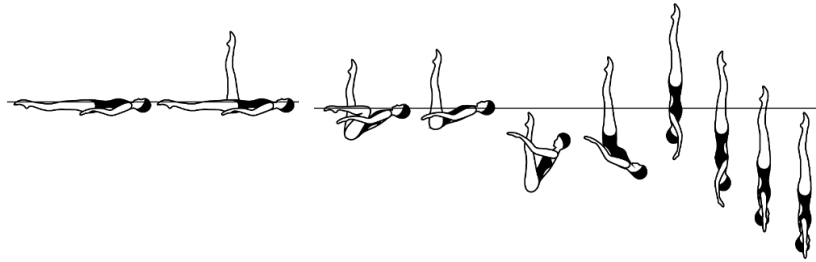
							<b>Total</b>
NVT=	15.0	15.0	15.0	10.0	18.5	14.0	87.5
PV =	1.71	1.71	1.71	1.14	2.11	1.60	10

**Section C**  
**Group 5:**

**1 - 144 Rio Straight Leg**

**DD 3.1**

A *Straight Ballet Leg* is assumed. The knee, shin and toes of the horizontal leg are drawn along the surface of the water to assume a **Surface Flamingo Position**. The bent leg is straightened to a **Surface Ballet Leg Double Position**. The body submerges vertically to a **Back Pike Position** with the toes just under the surface of the water. A *Thrust* is executed to a **Vertical Position**. A *Spinning 360°* is executed at the same tempo as the *Thrust*.

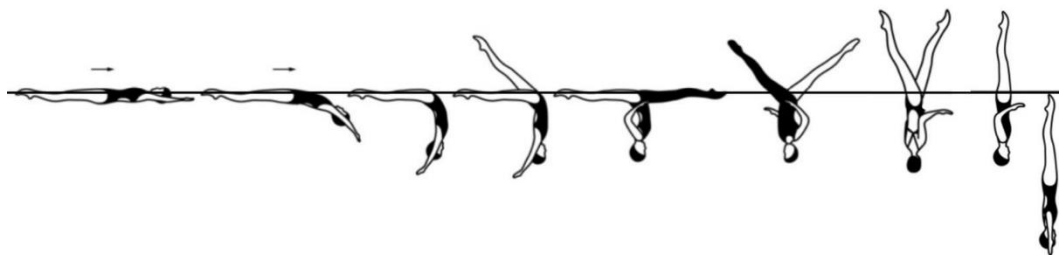


								Total
NVT=	18.5	7.5	13.0	12.0	31.0	39.0	0	121
PV =	1.53	0.62	1.07	0.99	2.56	3.22	0	10

**2 - 421 Walkover Back Closing 360°**

**DD 2.4**

From a **Back Layout Position** a *Surface Arch Position* is assumed. One leg is lifted in a 180° arc over the surface of the water to a **Split Position**. With continuous motion a rotation of 360° is executed as the legs are symmetrically lifted and closed to a **Vertical Position**. A *Vertical Descent* is executed.



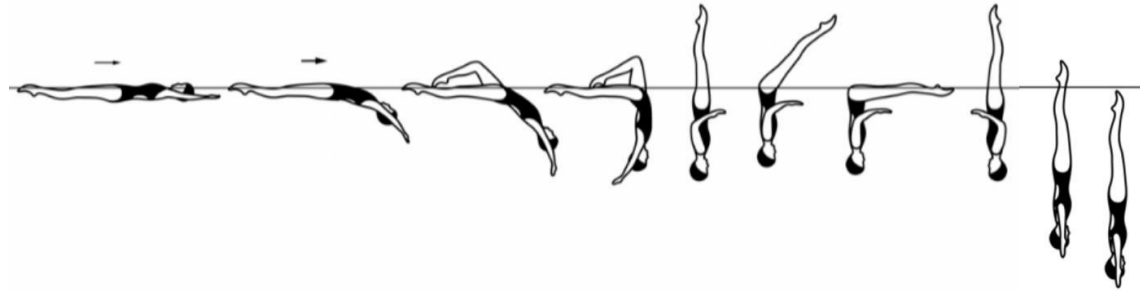
						Total
NVT=	12.0	29.0	27.0	14.0		82
PV =	1.46	3.54	3.29	1.71		10








**Section C**  
**Group 6:**

**1 - 440d Ipanema Spinning 180°**

**DD 3.1**

From a **Back Layout Position** a *Bent Knee Surface Arch Position* is assumed. The horizontal leg is lifted to vertical as the bent leg is straightened to assume a **Vertical Position**. The legs are lowered to a **Front Pike Position**. A rapid 180° rotation is executed as the legs are lifted to a **Vertical Position**. Continuing in the same direction a rapid *180° Spin* is executed.



								Total
NVT=		17.5	21.0	33.0	33.0	16.0	0	<b>120.5</b>
PV =		1.42	1.70	2.67	2.67	1.54	0	10


**Section C**





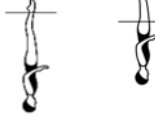

**Group 6:**

**2- 311j Kip Combined Spin (360° + 360°)**

**DD 2.4**

From a **Back Layout Position** the knees, shins and toes are drawn along the surface of the water to assume a **Tuck Position**. With continuous motion the tuck becomes more compact and a partial Somersault Back Tuck is executed until the shins are perpendicular to the surface of the water. The trunk unrolls as the legs are straightened to assume a **Vertical Position** midway between the former vertical line through the hips and the former vertical line through the head and the shins. A rapid *Combined Spin* (360° + 360°) is executed followed by a rapid *Vertical Descent*.



							Total
NVT=	3.0	2.0	23.0	40.0	14.0	82	
PV =	0.37	0.24	2.80	4.88	1.71	10	